

The **PROJOLLY SQUARE**, available IN 18 COLOURS, with EAN BAR CODE, facilitates installation, eliminating the fragile ceramic trim. It is used for outside corners of tiles to complete the finish of wall coverings, decking, steps, bathtubs, etc. Impeccable, precise work is ensured with a superior aesthetic effect. It strengthens the tile edge, thereby preventing chipping and breakages. It is made in certificated impact-resistant non-toxic PVC. Required by European standards for safety and hygiene in public and private environments. End caps and three-way inside and outside corner linking elements are available.

# PROJOLLY SQUARE

NON-TOXIC, IMPACT-RESISTANT COLOURED VINYL RESIN



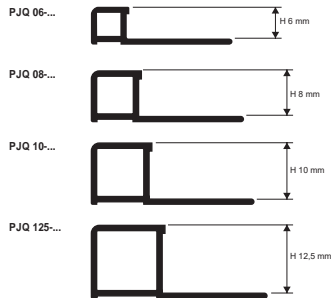
**NON-TOXIC IMPACT-RESISTANT VINYL RESIN**  
bar length 2,7 LM - Pack. 54 LM (colour white Pack. 108 LM)

Article	H mm
PJQ 06-01	6
PJQ 08-...	8
PJQ 10-...	10
PJQ 125-...	12,5


Available in the colours: 01-03-06-12-17-0106 (02-04-05-07-08-09-10-11-13-14-15-16-19-20-21-22-23-24-25-26-27-28-29 available upon request with a minimum quantity order of 2160 LM).  
The code of the selected colour must be added to the article code.  
E.g.: PJQ 08-... (chosen colour White) PJQ 08-01.

### WHITE NOT FOR SALE SINGLY

1. Choose a PROJOLLY SQUARE height corresponding to the thickness of the covering/floor. 2. Apply the adhesive in the area that the square is being applied. 3. Rest and line up the square, cut to the required length, pressing the perforated tab into the adhesive. 4. Place the tiles lining them up so that the upper part of the square meets with their edge. 5. Fill the contact area between square and tile completely with adhesive to prevent the accumulation of water in the empty spaces.

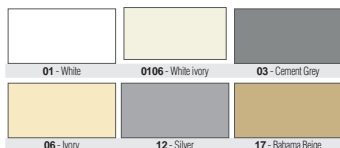


### EXAMPLES AND INSTRUCTIONS FOR LAYING METHODS




### COLOURS

(for a precise assessment of colours and finishes, see the relative enclosed sheet)




AVAILABLE minimum quantity 2160 LM by colour and height (price and delivery time to be agreed)



## CAPSULES and tri-axial joints

POLYPROPYLENE/POLYETHYLENE UV RESISTANT



### POLYPROPYLENE/POLYETHYLENE UV RESISTANT

Article	H mm	20 pcs	5 pcs
CPJQ 06-.../...	6		
CPJQ 08-.../...	8		
CPJQ 10-.../...	10		
CPJQ 125-.../...	12,5		

Available in the colours: 01-03-06-11-12-17-0106 (02-04-05-07-08-09-10-13-14-15-16-19-20-21-22-23-24-25-26-27-28-29 available upon request).  
The code of the selected colour must be added to the article code.  
E.g.: CPJQ 08-.../... (chosen colour White, 20 pcs) CPJQ 08-01/20.  
IPJQ 08-.../... (chosen colour White, 20 pcs) IPJQ 08-01/20.

### POLYPROPYLENE/POLYETHYLENE UV RESISTANT

Article	H mm	20 pcs	5 pcs
IPJO 06-.../...	6		
IPJQ 08-.../...	8		
IPJQ 10-.../...	10		
IPJQ 125-.../...	12,5		

